


TECHNICAL DATA SHEET



Rugged, energy efficient multistage blowers and exhausters

The Power Mizer® Series 5000 employs proven Spencer technology to meet heavy-duty air and gas handling requirements at peak energy efficiency.

Spencer's multistage centrifugal blowers and exhausters have a long track record of performance. The product line can be paired with Spencer's variable frequency drives (VFD), operator interface, a variety of control system options, and blower protection devices for optimum energy efficiency. It is ideal for maximum uptime in demanding environments.

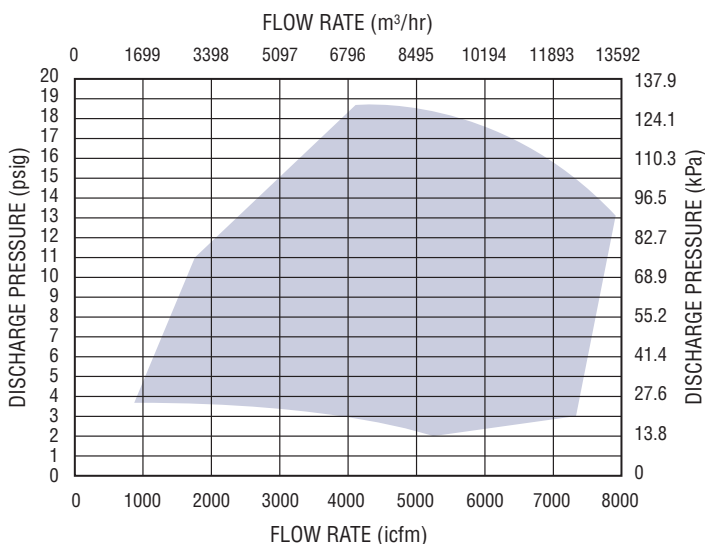
Applications include petrochemical refineries/sulfur recovery; mining/flotation; chemical/combustion air or process air; and municipal and industrial wastewater treatment/aeration.

Spencer's specially engineered aerodynamic components mean smoother, more efficient airflow from blower inlet to discharge. The Power Mizer Series 5000 is a cost-effective solution providing long-term power savings.

Performance Range

Performance at Standard Density

(Air at 68°F, Relative Humidity of 36%, Inlet Pressure 14.7 psia) 3550 rpm



Product Features

Technical Data

Number of stages: 2-8
Operating speed: 3550 rpm
Casing design pressure: 25 psig
Inlet connection: 16" (406mm) flange 125lb/150lb ANSI drilled and tapped
Outlet connection: 14" (356mm) flange 125lb/150lb ANSI drilled and tapped
Seals: labyrinth (single and double carbon ring available)
Bearings: 7312/6312 ball, minimum L10 bearing life of ten years per AFBMA
Lubrication: oil
Drains: 3/8 NPT with plugs
Impeller diameter: 25.5" (648mm)
Impeller tip speed: 395 ft/sec (120 m/sec)
First critical speed: 4286 rpm for maximum stages
Vibration: 0.23 in/sec

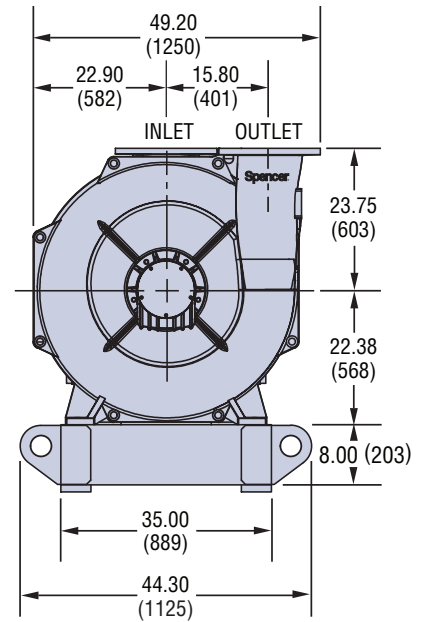
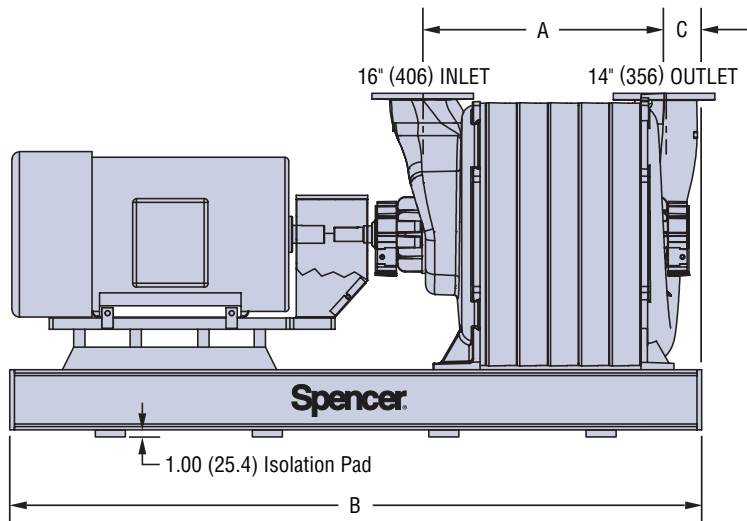
Accessories

Full line of standard and custom electrical control panels for packaged systems – UL and CUL Listed available
Dissolved oxygen control system
Flexible sleeve connectors and expansion joints
Filters and silencers
Butterfly valves and check valves

▶ Note: Specifications may vary and change without notice.

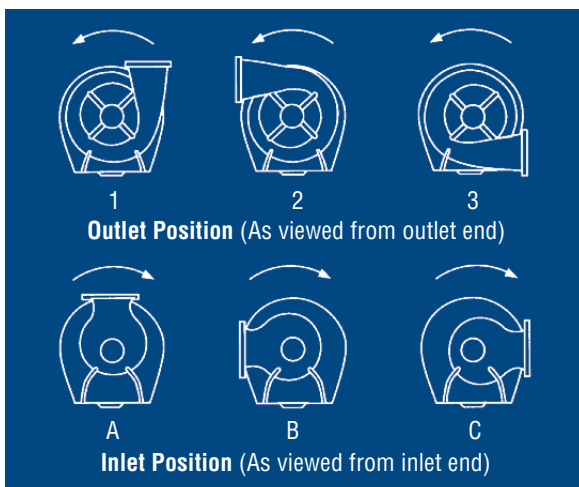
Materials of Construction

- Casing and heads: cast iron Class 30
- Tie rods: AISI 1035 carbon steel
- Interstage sealing: silicone rubber
- Shaft: AISI 1144 carbon steel
- Impellers: ASTM A356.0 cast aluminum
- Base: A36 structural steel
- Finish: epoxy primer with urethane topcoat
- Isolation pads: synthetic rubber and cork



Model Number	No. of Stages	Dimensions						Average Weight	
		A		B		C		Blower and Base (without motor)	
		inches	mm	inches	mm	inches	mm	lb	kg
C52	2	27.97	710	94.25	2394	7.32	186	3852	1747
C53	3	34.16	868	94.25	2394	1.14	29	4518	2049
C54	4	40.34	1025	114	2896	13.5	343	5344	2424
C55	5	46.53	1182	114	2896	7.3	185	6010	2726
C56	6	52.71	1339	114	2896	1.14	29	6676	3028
C57	7	58.89	1496	126	3200	7.3	185	7542	3421
C58	8	65.07	1653	126	3200	1.14	29	8208	3723

Direction of Rotation



► Spencer may make improvements and dimensional changes to equipment designs based on market trends and requirements.

In Australia, for product selection and sales assistance, please contact:

Pneuvay Engineering
 5-7 Louvain Street, North Coburg, Victoria Australia 3058
 Freecall: 1800 786 642 ♦ Ph: +61 (03) 9350 6888
 Fax: +61 (03) 9354 4365
 Email: sales@pneuvay.com.au ♦ www.pneuvay.com.au

The  **Spencer** Turbine Company, 600 Day Hill Road, Windsor, CT 06095 USA

TEL +1 860-688-8361 ♦ FAX +1 860-688-0098 ♦ www.spencerturbine.com

